

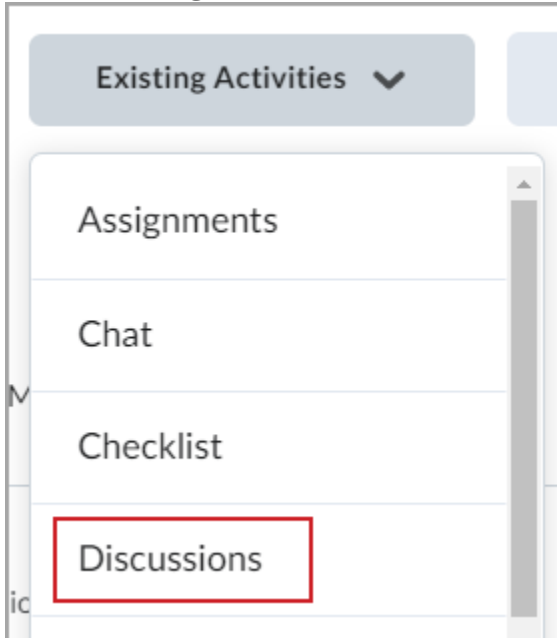
# Add an Existing Discussion to a Module

By [D2L Knowledge](#)

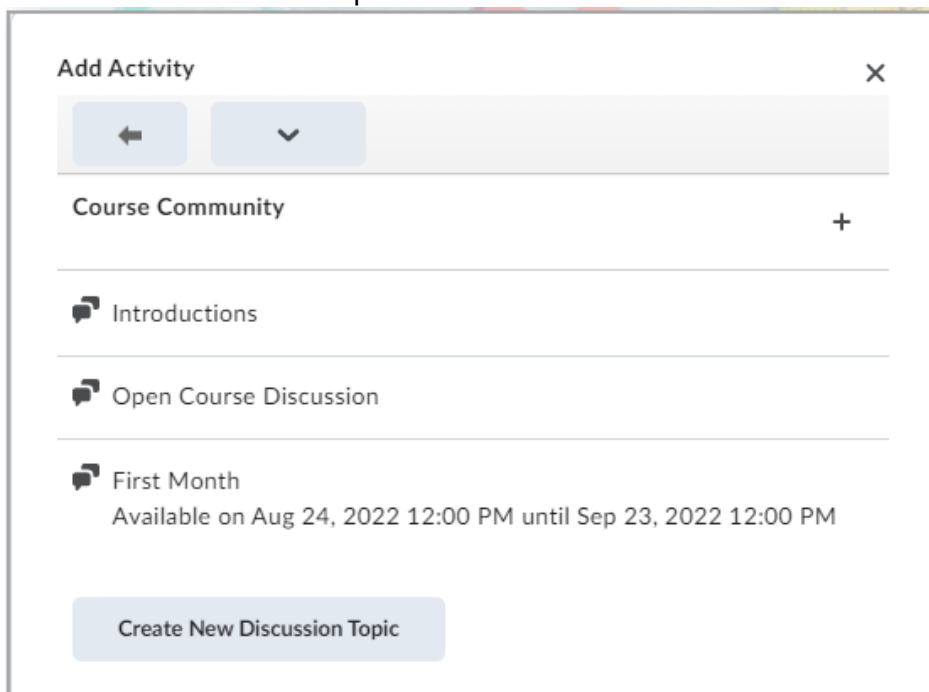
Last Updated: [Mar 15, 2025](#)

## To add a discussion to a content module

1. On your course-level homepage, navigate to **Content**.
2. Select the module where you want to add the discussion.
3. Click **Existing Activities** > **Discussions**.





4. Click the discussion forum that contains the discussion topic you want to add to the module.
5. Select the discussion topic.



The discussion topics appear in the module.

## Unit 4: Fiction

 Print

 Settings

Add dates and restrictions...

Add a description...


Upload / Create

Existing Activities

Bulk Edit

Introductions

Discussion Topic



Edit description for Introductions

Welcome to the course! Within the first two weeks of the course, please take some time to introduce yourself to me and your peers. You might want to tell us where "home" is for you, about a favorite hobby/activity you have, goals you are thinking about this semester, or any other details you want to share.

I am looking forward to meeting you all soon,

Prof. M

Add a sub-module...